

# Table of Contents

<u>December 2013 - IINSIGHT 5.0.7 Enhancements</u> .....	1
<u>Employee Expenses Enhancements</u> .....	1

# December 2013 - IINSIGHT 5.0.7 Enhancements

enhancements made to insight version 5.0.7 on december 2013

## Employee Expenses Enhancements

The 'Employee Expenses' Feature now has some useful new enhancements:

There is a new Field called 'Superannuation' (%) added at the right hand side of 'Hourly Rate', under **Admin/Manage Users/User Rates** as per the below screenshot:



Date	Hourly Rate	Super Rate
23-12-2013	\$100.00	10%
29-11-2013	\$100.00	0%

When adding a new rate, superannuation is a mandatory field in the closed interval [0-100] as shown below:



New Employee Hourly Rate

Hourly Rate:   Apply GST

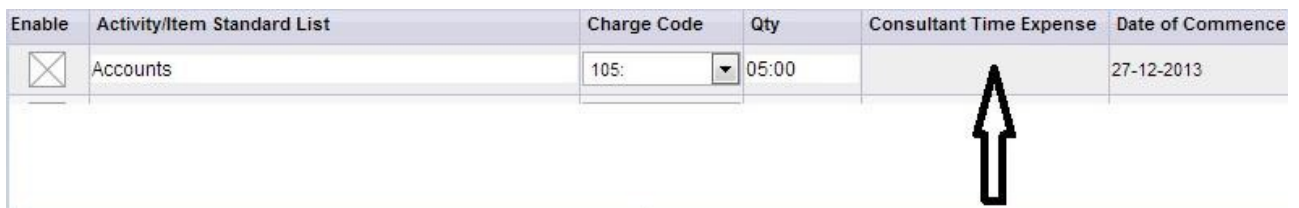
Super Rate:  %

Date: 27-12-2013

Ok Cancel

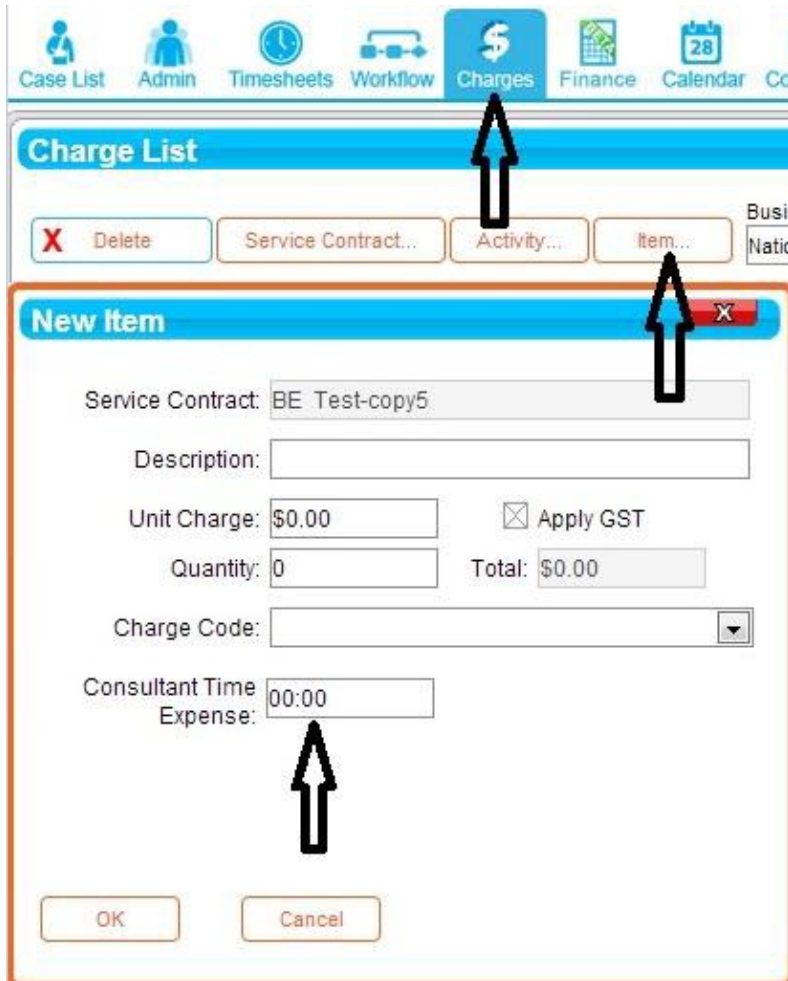
## New Field in Charges Menu

There is a new Item field in the Charges Menu called 'Consultant Time Expense' as per the below screenshot:



Enable	Activity/Item Standard List	Charge Code	Qty	Consultant Time Expense	Date of Commence
<input checked="" type="checkbox"/>	Accounts	105:	05:00		27-12-2013

When creating a new **Item** in the **Charges Menu** there is a new field called '**Consultant Time Expense**' as per the below screenshot:



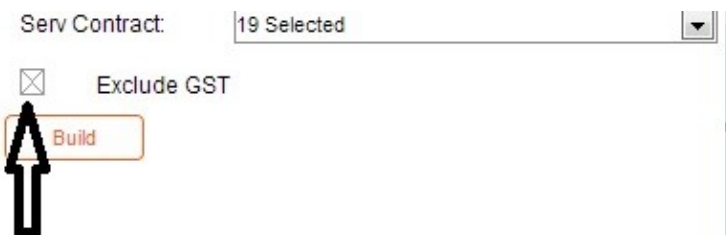
### Billing by Employee Reports Taxes/GST Changes

The 'Billings by Employee Reports' currently have a flag to indicate if they are GST inclusive or exclusive. Currently, the total amount includes the GST according to this flag as shown in the below screenshot example:

#### Exclude GST

Employee	Time	Quantity	Amount	Amount GST
iinsight Software Support	16:55	0.00	\$1,992.32	199.23
<b>Total:</b>	<b>16:55</b>	<b>0.00</b>	<b>\$1,992.32</b>	<b>\$199.23</b>

We have now removed the '**Exclude GST**' Flag previously shown before the report is built as below:



There are now 2 new fields: "**Amount Ex. GST**" and "**Employee Cost Ex GST**" as the profit continues to be calculated on "**Ex. GST**".

### Timesheets Improvements

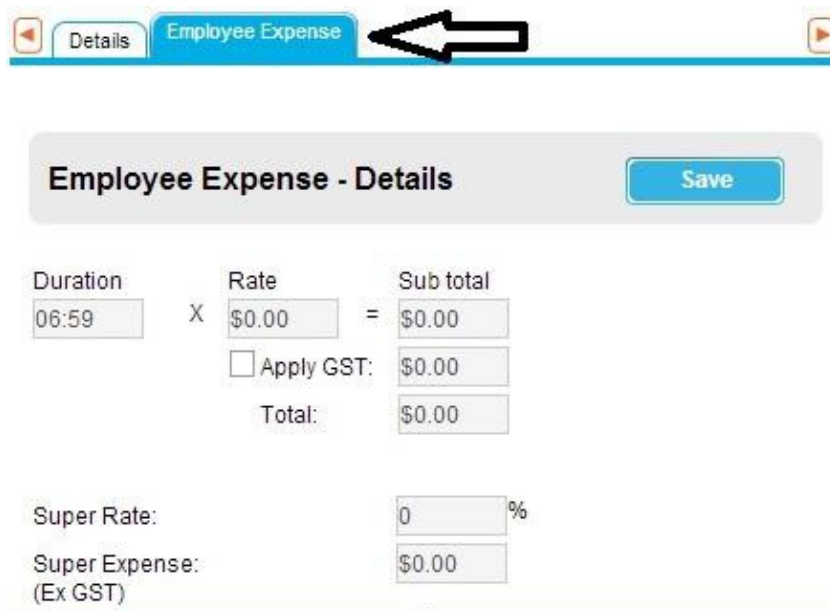
When you select the **Timesheets** Menu, on the right hand side of the Timesheet Window, changes have been made for both Activities and Items.

#### Activities

In the case of Activities, the following fields are added:

- Employee expense hourly rate.
- Employee expense total ex. GST (aka sub total).
- Employee expense GST.
- Employee expense total.

The above 4 fields are incorporated into a new Tab called "Employee Expenses" as shown below:



The screenshot shows a software interface with a tab labeled "Employee Expense" highlighted in blue. A black arrow points to this tab. Below the tab is a form titled "Employee Expense - Details" with a "Save" button. The form contains the following fields:

Duration	Rate	Sub total
06:59	\$0.00	\$0.00
	<input type="checkbox"/> Apply GST:	\$0.00
	Total:	\$0.00

Below the table, there are two more fields:

Super Rate:	0 %
Super Expense: (Ex GST)	\$0.00

The duration field in "Employee Expenses" section is always read-only and is always updated when the activity duration is updated. New fields are also added to the grid and to the export feature.

#### Items

In the case of items, the duration is the "**Time Expense**" found in the **Charges** window multiplied by the item's Quantity.

#### Permission System

A new Permission has been added under **Admin/Manage Users/User Modify/Activity/Item:** Called "**Hide Employee Expenses**" as shown below:

**Activity/Item**

- Can modify the Hourly Rate
- Can add a new Activity
- Can add a new Item
- Hide costs when viewing, editing or adding an Activity/Item
- Hide employee expenses 
- Can modify a previous billing's associated service contract

Another new permission has been added under **Admin/Manage Users/User Modify/Case List** Called "**Can Modify Employee Expenses**" as shown below:



User Details | User Access | User View | **User Modify** | User Rates

**User - Modify** Save

- Can add costs
- Can modify costs entered more then 24 hours ago
- Can modify employee expenses 
- Can create invoices

Under **Admin/Manage Users/User Rates/Scheduled Hourly Rates** you are able to choose a future date to begin a new rate and also able to Edit or Delete that rate as shown below:

User Details | User Access | User View | User Modify | **User Rates**

**+ New...** **X Delete** **Edit...**

**Scheduled hourly rates** | History of hourly rates

**Current Hourly Rate: \$100.00**

Enter Search... by Date Find Fields Edit

Date	Hourly Rate	Super Rate
30-12-2013	\$120.00	10%



Historical Hourly Rates however, shown under **Admin/Manage Users/User Rates/History of Hourly Rates** cannot be changed as shown below:

User Details User Access User View User Modify **User Rates**

+ New... X Delete Edit..

Scheduled hourly rates History of hourly rates



Enter Search... by Date Find Fields Edit

Date	Hourly Rate	Super Rate
23-12-2013	\$100.00	10%
29-11-2013	\$100.00	0%